



Jal Jeevan Mission Har Ghar Jal



MANUAL- LAB TECHNICIAN

Contents

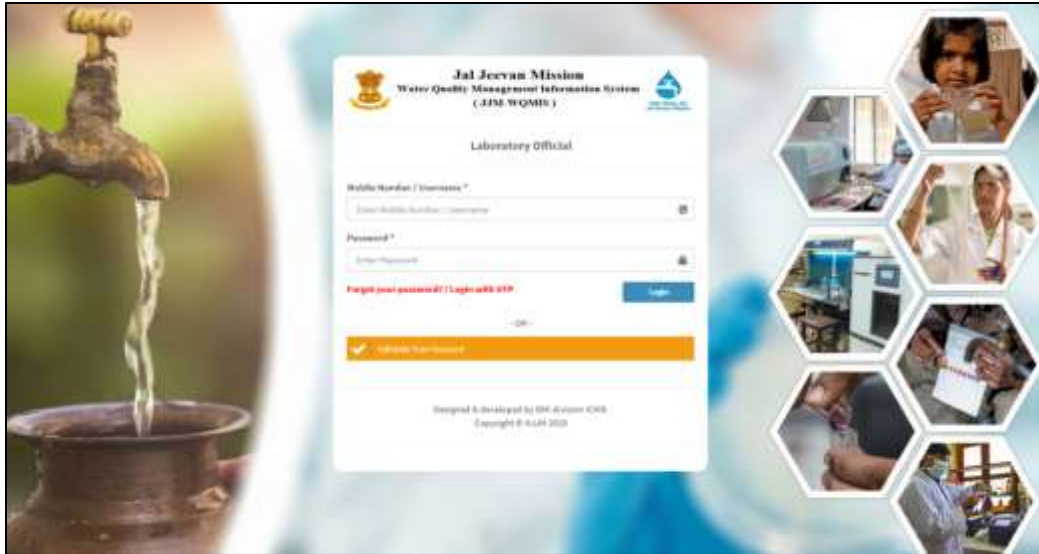
Validate your account.....	2
Submit Sample Results.....	3
New Sample Received.....	4
List of Samples Received/Sample Physically Received	5
List of Samples Tested.....	6
Support.....	8

Validate your account

Open any web browser and go to <https://jaljeevanmission.gov.in/>. On the website select “Water Quality Management Information System”. This will redirect to JJM-WQMIS website.



Click on Login as Laboratory Official.



Click the “Validate your Account” option

Enter the mobile number entered by Lab in-charge. Click generate OTP and enter the OTP received on your mobile and Submit.

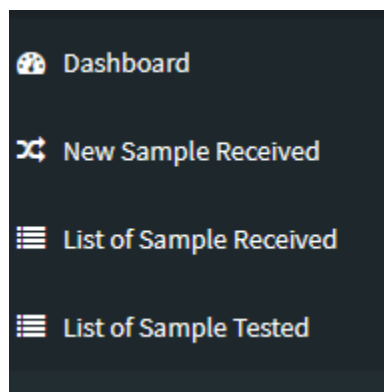
On successful validation, enter the required details including your password. Once validated your login ID will be your mobile number.

Submit Sample Results

In the online portal, enter your login credentials and click Login. On successful login, the following screen will open



The navigation menu shows following options



Once a sample is submitted to the lab it will reflect in “New Samples Received” list.

New Sample Received

List Of Samples Collected Home > List Of Samples

Samples Information

Show 11 entries

Search:

Sr.	Sample ID	Sample Collection Date & Time	Test Requests Count	Action
1	U710L36757	2020-12-01 01:05:00	3	Show Details

Showing 1 to 1 of 1 entries

Previous 1 Next

Click Show Details option for any sample. It will show the sample details along with the test requests.

Source of Sample	Tube well / Bore well	Block	ANJAW
Sample Remark		Gram Panchayat	CHAGLAGAM
Entry Time	2020-12-21 10:50:08	Village	HAWAKO

Test Requests		
Sr.	Test Name	Test Amount
1	Temperature	N/A
2	Colour	N/A
3	Odour	N/A
Total =		₹ 0


Action	
Date & Time of Sample Received *	Date of test result availability *
<input type="text" value="Date of Sample Received"/>	<input type="text" value="Date of test result availability"/>
Total Amount to be paid	
₹ 0	
Payment Mode *	<input type="text" value="select"/>
Payment Remark	<input type="text" value="Enter Remarks..."/>
<input type="button" value="Submit"/>	
<small>* Mandatory fields.</small>	

Enter the Date and Time of Sample Received, Date of test result availability, payment mode, any remarks and click Submit.

On successful submission, the record will reflect in List of Samples Received.


[List of Samples Received/Sample Physically Received](#)

Payment Receipt Information Report - Sample Information



Testing water (demo entry) laboratory

(demo address, 243)




PAYMENT RECEIPT

Candidate name: vinni basia

Contact number: 9953810118

Sample Received Time: 2020-12-01 02:10:47

Expected Report Delivery Date: 2020-12-09 00:00:00



U710L367512

Amount

Sr.	Test Name	Amount
Total =		₹ 0

Payment receipt can be printed and provided to the Sample submitter.

Sr.	Sample ID	Sample Collection Date & Time	Sample Received Date & Time	Payment Receipt	Action
1	U710L36757	2020-12-01 01:05:00	2020-12-01 06:30:26		Enter Test Values

Click Enter Test Values to update the test results.

Action

Select Test *
Select Test

Measurement Method Used *
Select Measurement Method

Equipment Used *
select any one

Reagents Used
select any one

Test value *
Test value

Value is within safe range *
select

Date & Time of Sample Test *
Date of Sample Received

Test Remark
Enter Remarks...

[Save & Complete](#)

* Mandatory Fields.

Submitted Test Results

Sr.	Test Name	Value	Value in Safe Range	Testing time	Entry time
1	Temperature	3	yes	2021-03-02 01:05:08	2021-03-14 22:57:22












To save a single test result, click Save. To complete the result submission, click “Save and Complete”. On successful submission, it will reflect in List of Samples Tested

[List of Samples Tested](#)

List Of Samples Tested Home - List Of Samples

Samples Information

Show entries Search:

Sr.	Sample ID	Sample Collection Date	Sample Received Date	Lab In charge Approval	Payment Receipt	Action
1	U710L36752	2020-12-15 09:25:09	2020-12-08 05:25:05	Approved		 
2	U710L36754	2020-12-02 23:25:02	2020-12-01 05:25:58	Approved		 
3	U710L36756	2020-12-02 16:10:50	2020-12-02 06:30:52	Approved		 
4	U710L36757	2020-12-01 01:05:00	2020-12-01 06:30:26	Pending		

Showing 1 to 4 of 4 entries Previous **1** Next

After approval from Lab in-charge, the reports can be downloaded from this list.

Support

For any queries please contact - labs.jjm@gmail.com