



Jal Jeevan Mission Har Ghar Jal



MANUAL- STATE SUPER ADMINISTRATOR

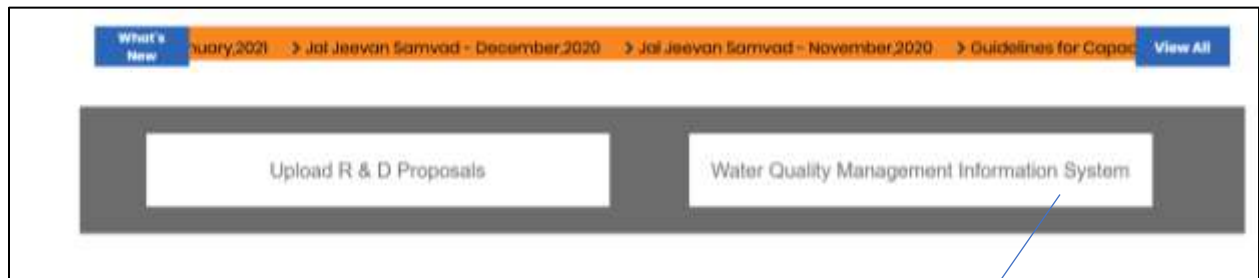
Contents

Login your Account	3
Lab Registration	5
Add	5
List	5
Lab In-charge Registration	6
Add	6
List	6
Lab Management	7
Add	7
List	7
Lab Service Area	8
Add	8
List	8

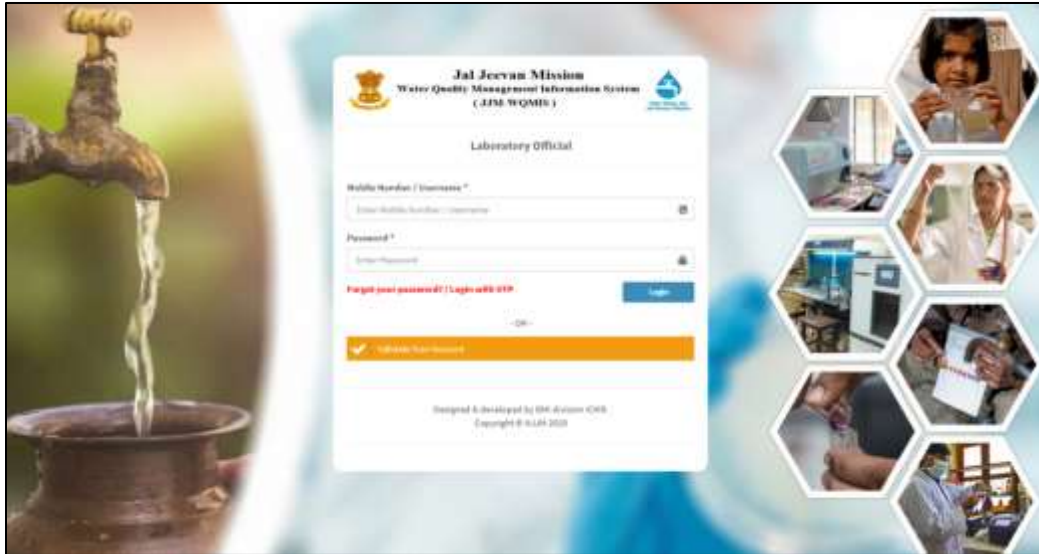
Sample Testing Rate.....	9
Add	9
List	9
Analytics	10
Laboratories Testing Summary	10
FTK Testing Summary.....	11
District wise Lab Count	11
Support.....	11

Login your Account

1. The authorized person by the concerned secretary or nodal authority of the department will receive the login credentials of for State Super Admin.
2. Open any web browser and go to <https://jalieevanmission.gov.in/>. On the website select “Water Quality Management Information System”. This will redirect to JJM-WQMIS website.

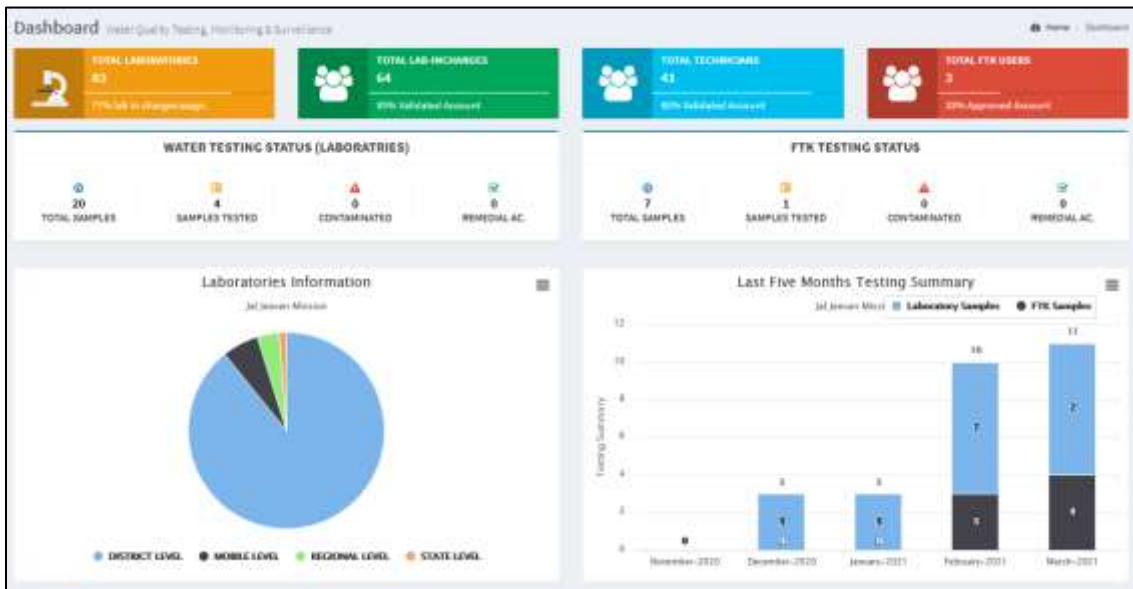


Click on Login as Laboratory Official.

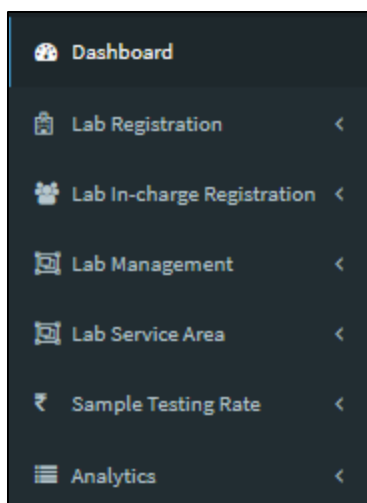


Enter the credentials provided and click Login.

3. On successful login, the Dashboard will open. It will show basic data entry analysis.



The navigation menu shows following options:



Lab Registration

Add

To Add a new lab, click “Lab Registration” and go to “Add New Lab”

Add New Lab

Lab Information

Lab Name * <input type="text" value="Lab Name"/>	Lab Code * <input type="text" value="Lab Code"/>
Lab Type * <input type="text" value="select"/>	Lab group * <input type="text" value="select"/>
District * <input type="text" value="Select State"/>	Sub District * <input type="text" value="Select Sub District"/>
Block * <input type="text" value="Select Block"/>	Address * <input type="text" value="Lab Address"/>
Latitude * <input type="text" value="Latitude"/>	Longitude * <input type="text" value="Longitude"/>
Parameters to be tested * <input type="text" value="select any one"/>	Remarks <input type="text" value="Remarks"/>

All fields marked in * are mandatory. Fill in the details and click “Submit”.

List

A list of all the submitted labs can be accessed through “List Labs” option. Any edits in the lab details can also be done from here.

List of Laboratories

Laboratories information

Show 50 entries | Copy | Email | CSV | PDF | Search:

No.	Lab Name	Lab Type	Lab Group	Action
1	State level water analysis laboratory, U.P. Jal Nigam, Lucknow	GOVT	STATE LEVEL	+ -
2	Regional water testing laboratory, U.P. Jal Nigam, Prayagraj	GOVT	REGIONAL LEVEL	+ -
3	Regional water testing laboratory, U.P. Jal Nigam, Agra	GOVT	REGIONAL LEVEL	+ -
4	District water testing laboratory, U.P. Jal Nigam, Jhansi	GOVT	DISTRICT LEVEL	+ -
5	Regional Water testing laboratory, U.P. Jal Nigam, Varanasi	GOVT	REGIONAL LEVEL	+ -
6	District water testing laboratory, U.P. Jal Nigam, Mathura	GOVT	DISTRICT LEVEL	+ -
7	District water testing laboratory, U.P. Jal Nigam, Fatehpur	GOVT	DISTRICT LEVEL	+ -
8	District water testing laboratory, U.P. Jal Nigam, Sonbhadra	GOVT	DISTRICT LEVEL	+ -

Lab In-charge Registration

Add

To Add a lab in-charge, go to “Manage Lab In-charge” and click on “Create Account”. The following screen will appear.

Add New Lab In-charge

Lab in-charge information

First Name *

Last Name

Mobile *

Email

Designation *

Select laboratory *

Fill in the details and click “Submit”.

List

List of all the submitted lab in-charges can be accessed under “List Lab In-charge”. Any edits in the lab details can also be done from here.

List Of Lab in charges Water Quality Testing, Monitoring & Surveillance Home > Lab in charges Details

Lab in charges information

Show 50 Archived Copy Excel CSV PDF

Sr.	Laboratory Name	Lab in charge Name	Designation	Mobile	Account Created Date	Account Validated Date	Account Status	Action
1	Regional water testing laboratory, U.P. Jal Nigam, Agra	Sanjay Daman	Senior Lab Assistant	976039384	2020-12-03 12:39:22	2020-12-03 12:11:06	Active	LP
2	District water testing laboratory, U.P. Jal Nigam, Jhansi	Anil Rai	Chemist	940239283	2020-12-03 12:49:50	2020-12-03 13:01:40	Active	LP
3	Regional Water testing laboratory, U.P. Jal Nigam, Varanasi	Dr. Sandeep Kumar Singh	Assistant Research Officer	9472941898	2020-12-03 13:09:33	2020-12-03 13:35:47	Active	LP
4	District water testing laboratory, U.P. Jal Nigam, Fatehpur	Anand Yadav	Project Assistant Level-3	7974218822	2020-12-03 16:25:38	2020-12-04 17:52:19	Active	LP
5	District water testing laboratory, U.P. Jal Nigam, Sonbhadra	Anita Rajbhar	Project Assistant Level-2	8138450381	2020-12-03 16:53:54	2020-12-24 11:13:19	Active	LP

Lab Management

Methods, Parameters, equipment and Reagents for each lab are managed by the state super admin.

Add

Go to “Lab Management” and click on “Add Lab Details”

Add Lab Details

Lab Information

Select Laboratories *

Select Parameter *

Select Methods

Select Equipment

Select Reagents

Fill in the details and click “Submit”.

List

List of all the submitted details can be accessed under “List Lab Details”. Any edits in the lab details can also be done from here.

List of Lab Details							
Lab Information							
Show as:	[grid]		Search: <input type="text"/>				
Sr.	District	Laboratory	Parameter	Method	Equipment	Reagent	Action
1	LUCKNOW	State level water analysis laboratory, U.P Jal Nigam, Lucknow	Temperature	Temperature	Thermometers		
2	LUCKNOW	State level water analysis laboratory, U.P Jal Nigam, Lucknow	Turbidity	Turbidimeter method	Turbidity meter		
3	LUCKNOW	State level water analysis laboratory, U.P Jal Nigam, Lucknow	pH	Electrometric method	pH meter		
4	LUCKNOW	State level water analysis laboratory, U.P Jal Nigam, Lucknow	TDS	Gravimetric method	Hot air oven	Sodium Chloride	
5	LUCKNOW	State level water analysis laboratory, U.P Jal Nigam, Lucknow	Total Alkalinity (as Calcium Carbonate)	Titration method	Burette	Methyl Orange Indicator/ Methyl Red indicator/Sodium Bicarbonate/Sulphuric acid	

Lab Service Area

Add

Go to Lab Service Area and Select “Add Lab Service Area”.

Add New Lab Service Area

Level-1

Select laboratory *

Select Lab

Select Districts *

select any one

Level-2

Select laboratory *

Select Lab

Select Districts *

Select District

Select Blocks *

select any one

Select the District(s) first and Submit. Then multiple blocks in that district(s) can be selected.

List

List of all the submitted details can be accessed under “List Lab Service Areas”. Any edits in the details can also be done from here.

Dashboard Water Quality Testing, Monitoring & Surveillance Home Laboratory Service Area

Lab Service Area Information

Show 50 entries Copy Email CSV PDF Search:

Sr.	Laboratories	Lab Group	District	Blocks
1	Regional water testing laboratory, U.P. Jal Nigam, Prayagraj	REGIONAL LEVEL	ALLAHABAD	1. KAUSHIABARI 2. SAHARAYA 3. CHAKA 4. DHANOOPIB 5. HANDEYA 6. HOLASARI 7. JASRA 8. KARCHAWA 9. DOSARH 10. KONDHYSARA 11. HORAON 12. MANDA 13. MAJAJAMA 14. NEJA 15. PHULPUR 16. PRATAPPUR 17. SAIDABAD 18. SAHADUNPUR 19. URLIWA 20. SHANKARGARI

Sample Testing Rate

Add

This module enables state super admin to enter the cost of each test which will be displayed to the public user. Go to “Sample Testing Rate” and click on “Add Rate”

Add New Sample Testing Rate

Test Rate Information

Select Test * Test Rate *

Fill in the details and click “Submit”

List

List of all the submitted rates can be accessed under “List of Rates”. Any edits in the details can also be done from here.

List Of Sample Testing Rates

Rate Information

Show 10 entries Search:

Sr.	Test Name	Price	Entry Date	Action
1	Temperature	₹ 60 /-	2020-12-09 11:11:01	
2	Colour	₹ 60 /-	2020-12-09 11:26:17	
3	Odour	₹ 60 /-	2020-12-09 12:00:33	
4	Taste	₹ 0 /-	2020-12-09 12:00:33	
5	pH	₹ 60 /-	2020-12-09 12:00:42	
6	TDS	₹ 100 /-	2020-12-09 12:00:44	
7	Turbidity	₹ 60 /-	2020-12-09 12:00:53	

Analytics

Laboratories Testing Summary

Dashboard Home - 136 of Laboratories

District Wise Samples Summary

Show 50 entries Search:

Copy Edit CSV PDF

Sr.	District Name	Samples Submitted	Physically Received	Being Tested	Test Completed	Test Results Approved	Results Rejected	Total Samples
1	AGRA	0						0
2	ALIDARH	1				1		1
3	ALLAHABAD							0
4	AMBIKAR NAGAR	1						1
5	AMETHI							0
6	AUNYA							0
7	AZAMGARH	1				1		2
8	BADLI	1						1
9	BAHRAICH	1						1
10	BALLIA	1						1
11	BALRAMPUR							0
12	BANDA							0
13	BARABANKI	1						1
14	BAREILLY							0
15	BASTI							0

FTK Testing Summary

Dashboard Water Quality Testing, Monitoring & Surveillance Home > List of Laboratories

District wise FTK Summary

Show 50 entries Copy Excel CSV PDF Search:

Sr.	District Name	Samples Collected	Under Process	Test Result Completed	Total
1	AGRA				0
2	ALIGARH				0
3	ALLAHABAD				0
4	AMBEDKAR NAGAR				0
5	AMETHI				0
6	AUNYA				0
7	AZAMGARH				0
8	BAGHPAT				0
9	BARANICH				0
10	BALLIA				0
11	BALRAMPUR				0
12	BANDA				0
13	BARABANKI				0
14	BAREILLY				0
15	BASTI				0

District wise Lab Count

Dashboard Water Quality Testing, Monitoring & Surveillance Home > List of Laboratories

DISTRICT WISE LABORATORY COUNT

Show 50 entries Copy Excel CSV PDF Search:

Sr.	State	Labo Count
1	AGRA	2
2	ALIGARH	1
3	ALLAHABAD	1
4	AMBEDKAR NAGAR	1
5	AMETHI	1
6	AUNYA	1
7	AZAMGARH	1
8	BAGHPAT	1
9	BARANICH	1
10	BALLIA	1
11	BALRAMPUR	1
12	BANDA	1
13	BARABANKI	1

Support

For any queries please contact - labs.jjm@gmail.com